

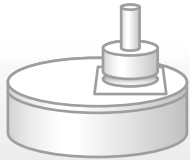
Pressure Measurement Film

# PRESCALE

Application Examples

[No.7]

## Measured Object



CMP Polishing Head

## Uses

Verifying CMP polishing head contact uniformity

## Benefits

Reduces polishing time Higher polishing quality

Higher equipment shipping and receiving quality

## Industry

Semiconductor production

## Applications

Verifying CMP head contact uniformity

## Challenges

CMP\* is a process for polishing the surface of silicon wafers. It involves mounting a silicon wafer parallel to an abrasive pad, rotating the wafer and pushing it against the abrasive pad along with a polishing slurry. High precision is necessary as the amount of polishing required is extremely small.

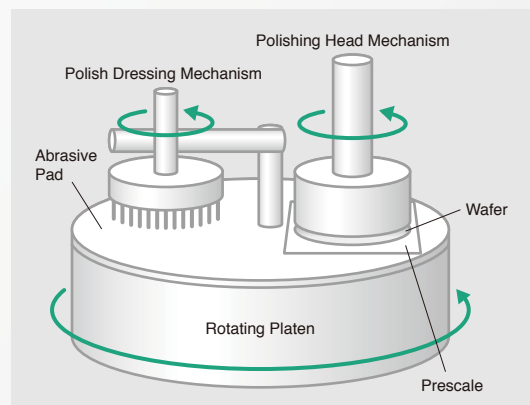
Previously, the contact uniformity of the silicon wafers and the abrasive pads had generally been controlled by examining the polishing results. Production would sometimes continue despite unresolved instances of poor polishing, and there were other issues including inadequate contact precision that frequently resulted in low quality.

\*CMP: Chemical Mechanical Polishing

## Measurement

### Product used: Prescale (Extremely low pressure 4LW)

Prescale is placed on the abrasive pad, after which the silicon wafer is set in the polishing head and pressure is applied. The pressure is then released, the Prescale removed and resulting color of the Prescale is examined to determine whether pressure had been uniformly applied.

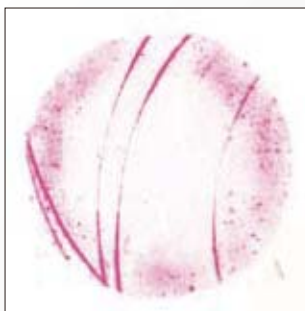


## Results (images)

### [Not Good]



Pressure is uneven



Abrasive pad is scratched.

### [Good]



## Benefits of Prescale

### ● Time Savings

Contact uniformity can be adjusted during the design stage, resulting in greatly improved design efficiency.

### ● Quality improvement

Contact uniformity can be periodically checked during maintenance, and at other times, thus facilitating stable production quality. Additionally, the variance between CMP units can be controlled.

#### Without using Prescale

When production problems can only be inferred from the polishing results, trial and error adjustments are required. Silicon wafer **material losses occur and additional time is required for servicing, etc.**

#### Using Prescale

Prescale makes it possible to verify the pressure applied to the silicon wafer under actual use conditions. **Time reduction and improved quality can be achieved** because knowledge applicable to polishing uniformity and polishing speed adjustments can be obtained.

\*Note that the specifications and performance data described in this catalog are subject to change without notice, for the purpose of improvement. Since the images provided are used for illustration purposes only, they may differ slightly from the actual product.

**FUJIFILM**

FUJIFILM Corporation

<http://www.fujifilm.com/products/prescale/>